




MADE IN THE U.S.A.



36 X 18 DOUBLE

DOORS THAT WORK!

NEW, CUSTOM, AND RETROFIT



960 E. CEMETERY AVE., CHENOA, IL




OPTIONAL CENTER DOOR GUIDE WITH 2" STEEL ANGLE



STANDARD CENTER DOOR GUIDE



CLINCHER BRACKET



ALUMINUM VERTICAL AND HORIZONTAL FRAME CHANNELS



30 X 16 DOUBLE (2)



INTERIOR LATCH

DOORS RANGING IN SIZES 8 FT. X 8 FT. UPTO 48 FT. X 20 FT. HANDLE OPTIONS



STANDARD



LOCKING HANDLE



STAINLESS



ULTRA GLIDE TRACK & TROLLEY SYSTEM



**HEAVY DUTY 6000 POUND CAPACITY
TRACK AND TROLLEY SYSTEM
FULLY ADJUSTABLE: IN-OUT / UP-DOWN
ONCE SET, TROLLEY CANNOT COME OUT OF ADJUSTMENT**

OURS

THEIRS




I
BEAM
SLIDING DOORS

IBEAMDOORS@GMAIL.COM

VISIT
WWW.IBEAMDOOR.COM
OR
CALL US
815-945-3667



- Door kits are delivered to your desired location with all the hardware and frames pre-cut, pre-punched for ease of installation
- Doors are constructed of lightweight aluminum I-beams that are designed for openings up to 48' wide by 20' high
- Heavy duty military grade latches and high strength steel brackets and hardware are all included with door kits
- 10 year 90mph wind warranty; when you see it you will believe it; unlike any door out there
- Competitively priced to match your competitors wood or abusively heavy steel door systems

The logo features a large, stylized 'I' on the left, with the word 'BEAM' in white, bold, sans-serif capital letters inside the top horizontal bar of the 'I'. Below this, the words 'SLIDING DOORS' are written in white, bold, sans-serif capital letters on a black rectangular background. The entire logo is set against a background of a repeating diamond-shaped pattern, resembling aluminum diamond plate.

I BEAM
SLIDING DOORS

DOORS DONE RIGHT. DOORS THAT WORK!

EMAIL: IBEAMDOORS@GMAIL.COM
PHONE: 815-945-3667 • FAX: 815-945-7073
WWW.IBEAMDOOR.COM
960 E. CEMETERY AVE.
CHENOA, IL 61726

MADE IN THE U.S.A.